
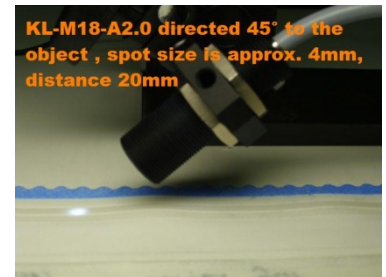




### 1. Hook-and-pile fastener (Velcro®) direction control

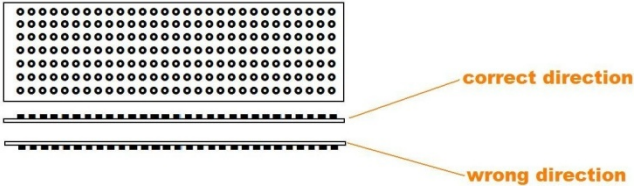
The task is to check the direction of the hook-and-pile fastener. There are always three stripes in parallel, each of the stripes has a width of approximately 4 mm. The distance from stripe to stripe is about 6 mm. The optical frontend (KL-M18-A2.0) of the color sensor SPECTRO-3-FIO-CL is directed under 45° to the object. The distance from the frontend to the object is approximately 20 mm. If the hook-and-pile fastener is wrong assembled (the hooks are on the bottom side of the stripe), less light will be reflected from the surface, due to the flat surface of the object. However, if the Velcro® is proper mounted, the light from the color sensor will be reflected from the hooks back to the optical front end.



Used sensor: SPECTRO-3-FIO-CL with an optical fibre type R-S-A2.0-(2,5)-1200-67° and an optical frontend type KL-M18-A2.0.

Field of application: hygienic industry, textile industry

#### hook-and-pile fastener



As shown in the screenshots, the INT – value of the correct assembled stripe is significant higher (red circle) compared to the incorrect mounted stripe (green circle).

